

Access TVET Public Courses on Moodle

Quick Guide for TVET BT & TS Students (Guest Access)

i No account needed

1



Open Moodle Website

Go to giz.vte.gov.lb and click the red "Log in" button (top right).

2



Choose Guest Access

On the login page, locate and click the "Access as a guest" button.

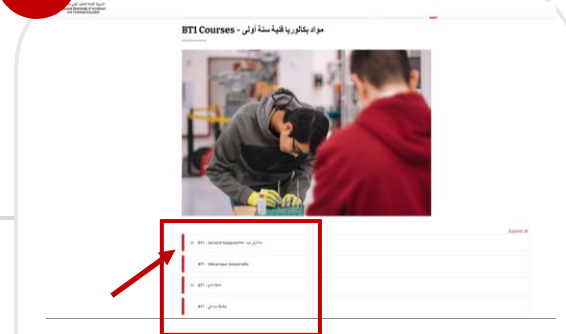
3



Select BT or TS Level

Navigate to the course categories and choose BT or TS Courses.

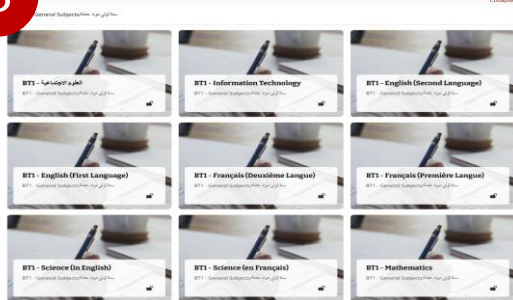
4



Select your Specialization

Click to open the BT or TS course section and choose your sector.

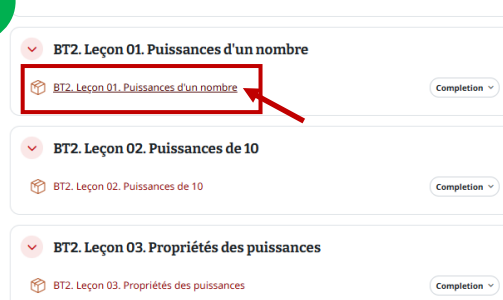
5



Enter Specific Course

Click on the specific subject/course you want to study.

6



Start Learning

Click the red titles to access the content and start the lessons.



QUICK ACCESS:

[BT1 Courses - مواد بكالوريا فنية سنة أولى](#)

[BT2 Courses - مواد بكالوريا فنية سنة ثانية](#)

[TS1 Courses - مواد الامتياز الفني سنة أولى](#)

[TS2 Courses - مواد الامتياز الفني سنة ثانية](#)

